

# Sweden's development assistance for health in 2023 Statistical report

11 October 2024



# About the development assistance for health report

- The report includes statistics from the Government Offices and the Swedish International Development Cooperation Agency (Sida). The statistical methodology is described at the end.
- The statistics refer to the 2023 calendar year. In some cases, the figures in this report differ from previous years, as the statistics may have been updated retroactively.

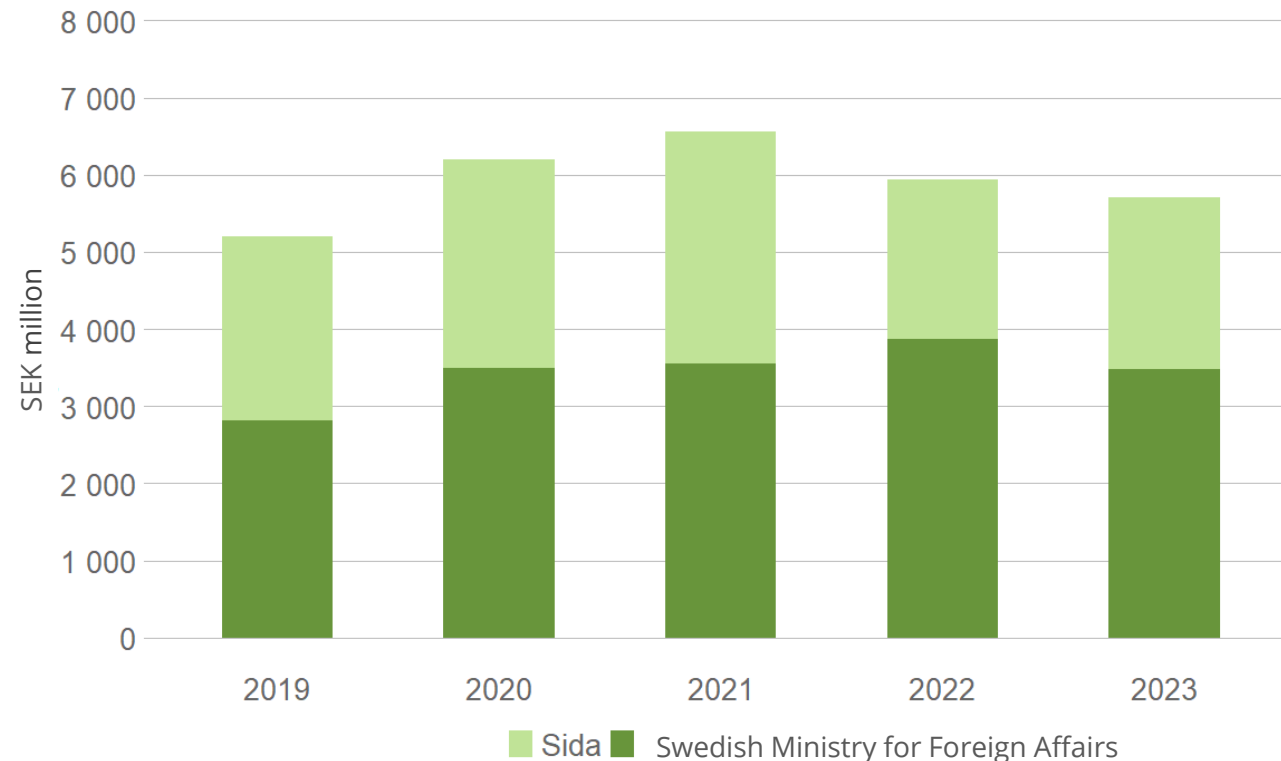


# Continued extensive development assistance for health in 2023

- In 2023, Sweden's development assistance for health amounted to approximately SEK 5.7 billion.
- 61% of the assistance was channelled via the Ministry for Foreign Affairs and 39% via Sida.
- Development assistance for health's share of total development assistance decreased to 10.4% in 2023 from 11.4% in 2022. This is slightly lower than the pre-pandemic level of 11.2% in 2019.



# Development assistance for health via the Ministry for Foreign Affairs and Sida 2019–2023



# Sweden's development assistance for health 2019–2023

	2019		2020		2021		2022		2023	
	MSEK	%	MSEK	%	MSEK	%	MSEK	%	MSEK	%
<b>Total development assistance for health</b>	5 208	11.2	6 199	11.1	6 566	13.6	5 937	11.4	5 713	10.4
<b>Ministry for Foreign Affairs</b>	2 820	54.1	3 493	56.3	3 554	54.1	3 869	65.2	3 476	60.8
Multilateral core support	2 787	98.8	3 119	89.3	3 132	88.1	3 143	81.2	2 943	84.7
Other	33	1.2	374	10.7	422	11.9	727	18.8	533	15.3
<b>Sida</b>	2 388	45.9	2 706	43.7	3 012	45.9	2 067	34.8	2 237	39.2
Bilateral strategies	1 167	48.9	1 385	51.2	1 546	51.3	1 155	55.9	1 120	50.0
Regional strategies	414	17.4	455	16.8	504	16.7	283	13.7	569	25.4
Global strategies	807	33.8	866	32.0	962	31.9	629	30.4	549	24.5



# Development assistance for health via the Ministry for Foreign Affairs in 2023

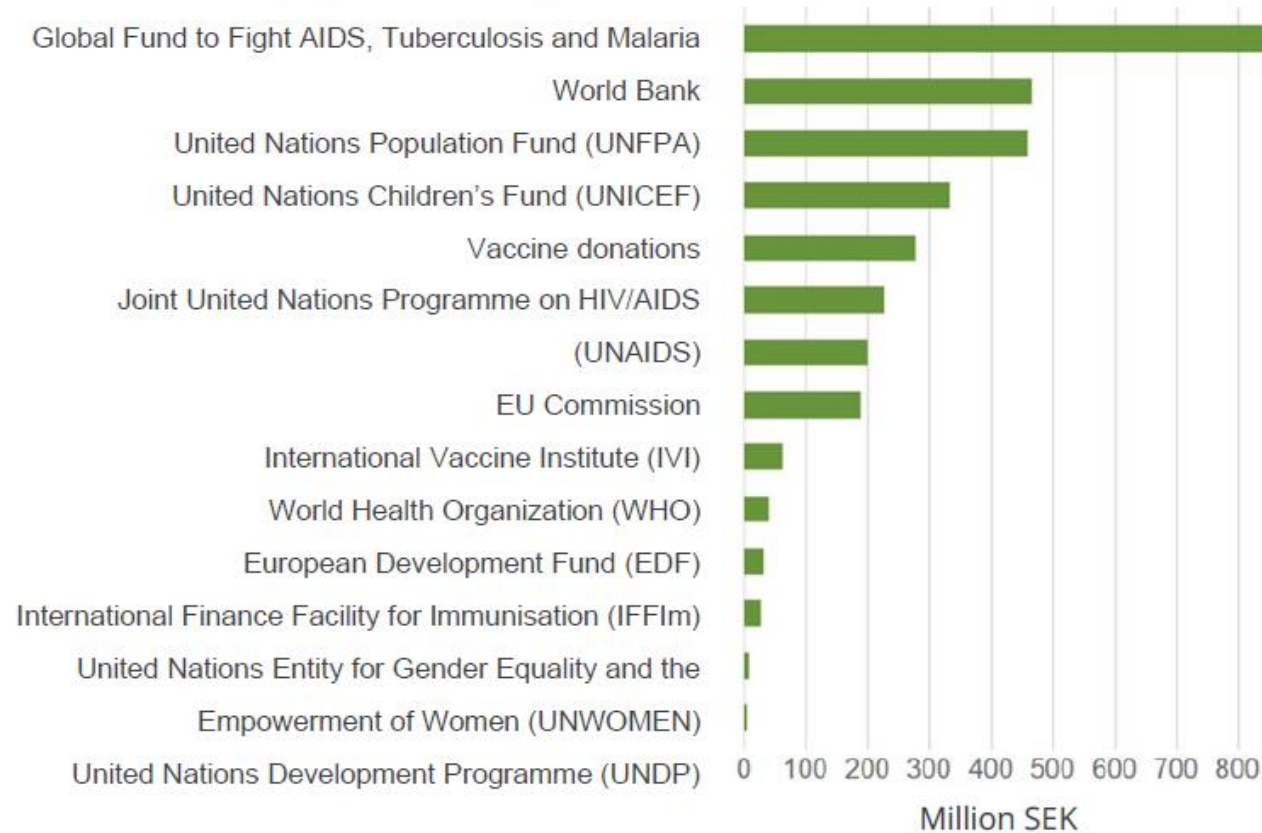


# Multilateral support and special initiatives

- Development assistance for health channelled via the Ministry for Foreign Affairs amounted to SEK 3.5 billion in 2023, 85% of which was core support.
- The five largest recipients received 81% of the Ministry's total development assistance for health.



# Recipients of development assistance for health via the Ministry for Foreign Affairs 2023





# Development assistance for health via the Ministry for Foreign Affairs 2019–2023

<i>MSEK</i>	2019	2020	2021	2022	2023
<b>Ministry for Foreign Affairs' total development assistance for health</b>	<b>2 820</b>	<b>3 493</b>	<b>3 554</b>	<b>3 869</b>	<b>3 476</b>
Multilateral core support	2 787	3 119	3 132	3 143	2 943
Global Fund to Fight AIDS, Tuberculosis and Malaria	850	950	950	650	850
World Bank	241	394	346	480	466
United Nations Population Fund (UNFPA)	555	626	544	650	460
Gavi (The Vaccine Alliance)	300	350	350	350	332
United Nations Children's Fund (UNICEF)	246	185	218	275	277
Joint United Nations Programme on HIV/AIDS (UNAIDS)	314	300	300	300	200
European Commission	137	164	202	260	187
International Vaccine Institute (IVI)	-	-	-	-	62
World Health Organization (WHO)	31	33	35	30	40
European Development Fund (EDF)	78	77	151	102	31
International Finance Facility for Immunisation (IFFIm)	18	18	18	25	25
United Nations Entity for Gender Equality and the Empowerment of Women (UN Women)	11	15	10	14	8
United Nations Development Programme (UNDP)	7	7	9	7	4
Vaccine donations	-	100	358	325	226
Other	33	274	64	402	307



# Development assistance for health via Sida in 2023



# Emphasis on bilateral cooperation

- In 2023, Sida allocated SEK 2.2 billion in development assistance for health, an increase of 8% compared to 2022, but 6% lower than the year before the pandemic.
- The majority was channelled through bilateral strategies, followed by regional and then global strategies.
- Ukraine, the Democratic Republic of the Congo and Myanmar each received more than SEK 100 million. Together, they accounted for approximately one third of bilateral development assistance for health in 2023.
- Support to health research decreased by 51% in 2023.

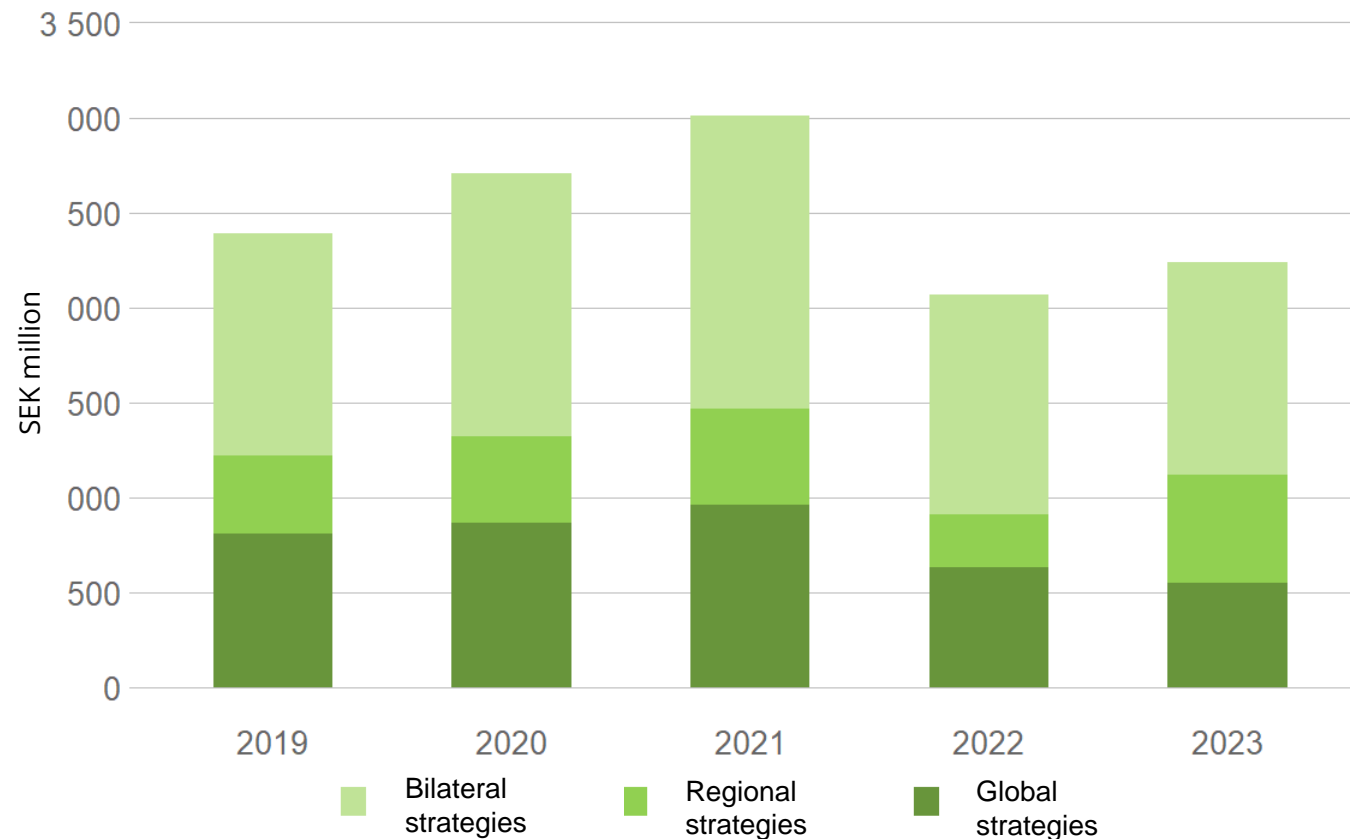


# Implementing organisations

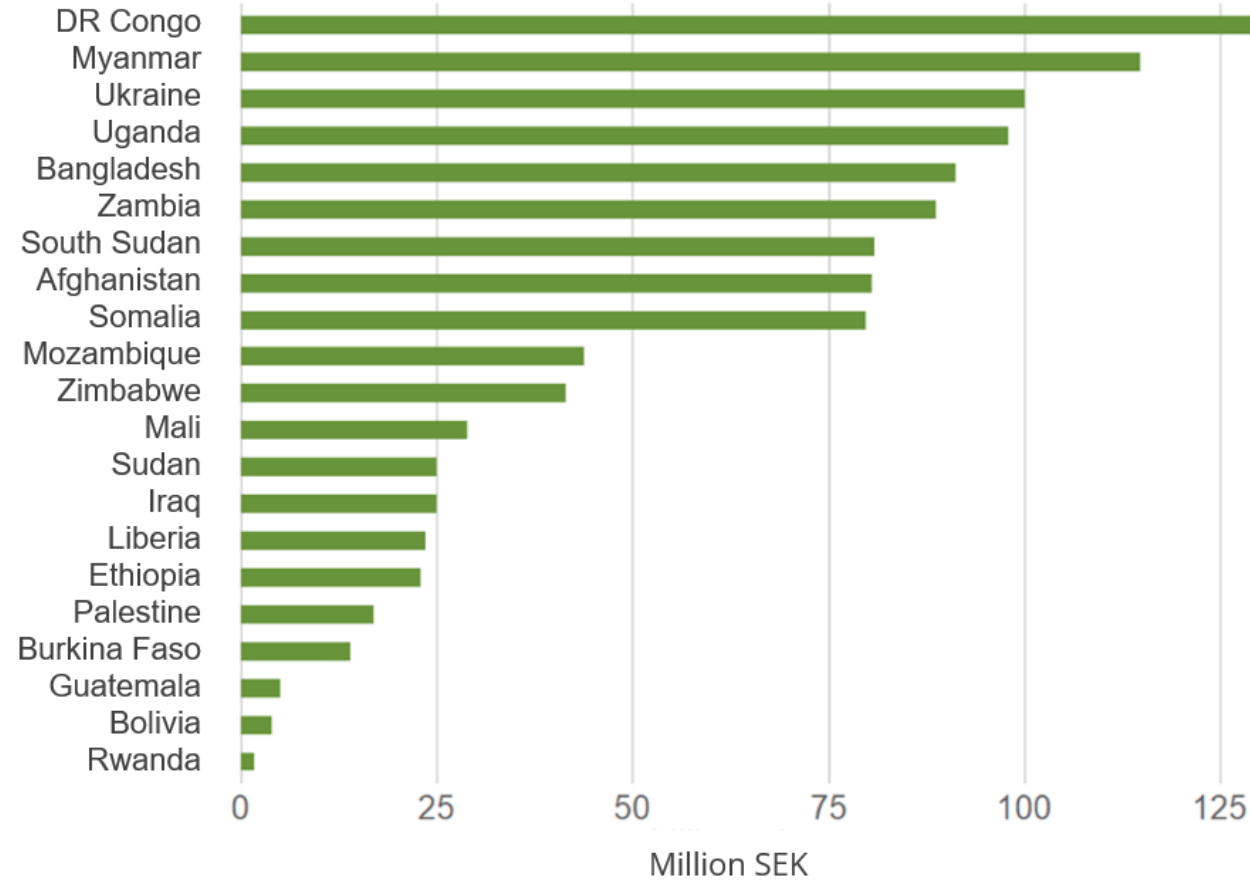
- Half of Sida's development assistance for health was channelled through multilateral organisations, such as UNFPA, UNICEF, WHO and the World Bank.
- Approximately 40% of the assistance was channelled via NGOs and civil society organisations.



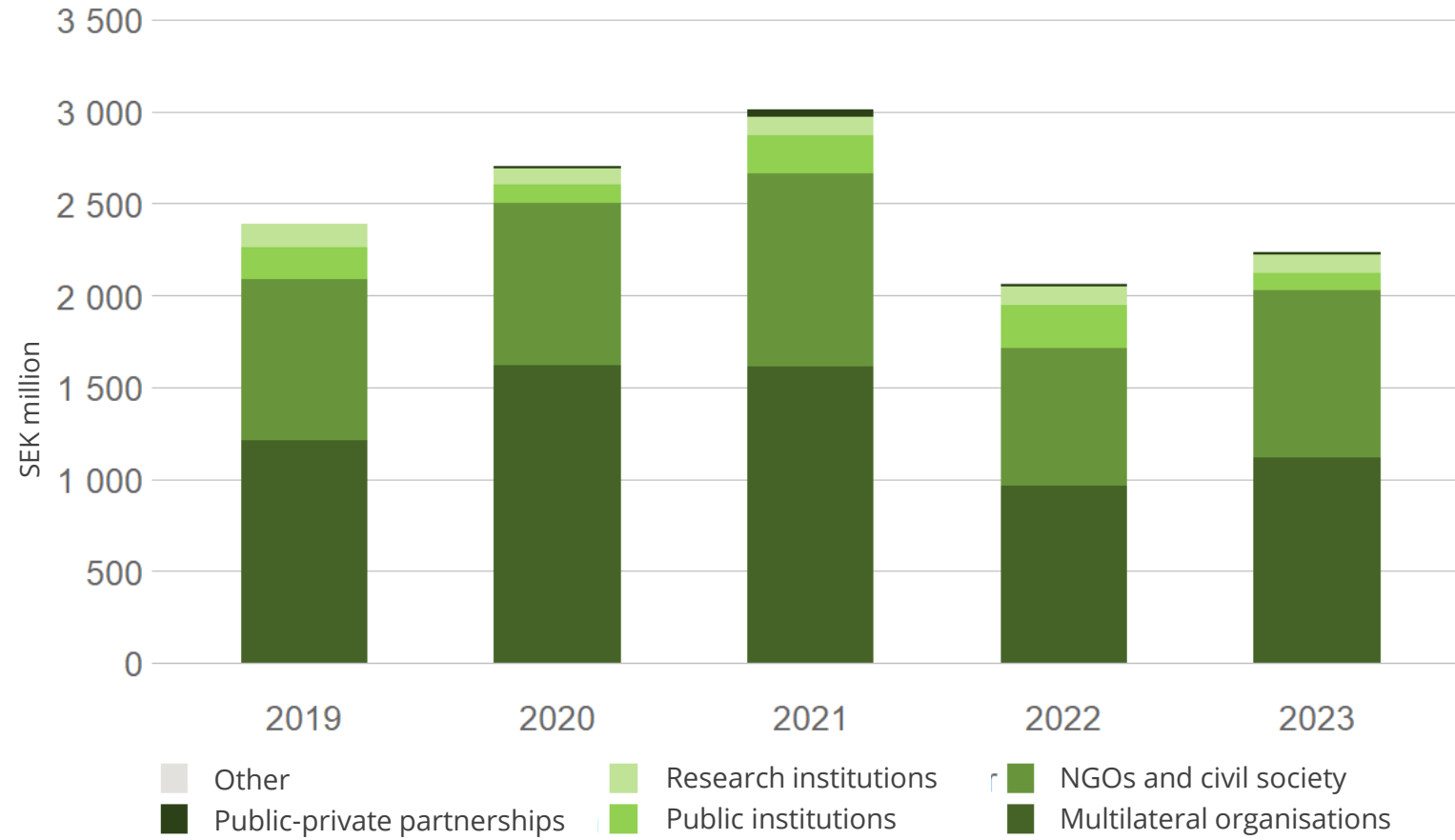
# Development assistance for health via Sida 2019–2023



# Bilateral development assistance for health in 2023



# Development assistance for health via Sida 2019–2023, by channel



# Development assistance for health via Sida by channel

	2019		2020		2021		2022		2023	
	MSEK	%	MSEK	%	MSEK	%	MSEK	%	MSEK	%
<b>Sida's total development assistance for health</b>	<b>2 388</b>		<b>2 706</b>		<b>3 012</b>		<b>2 067</b>		<b>2 237</b>	
Multilateral organisations	1 210	50.7	1 621	59.9	1 616	53.7	965	46.7	1 119	50.0
NGOs and civil society	878	36.8	879	32.5	1 044	34.7	748	36.2	907	40.5
Public institutions	171	7.1	103	3.8	209	7.0	231	11.2	94	4.2
Research institutions	130	5.4	87	3.2	98	3.3	105	5.1	103	4.6
Public-private partnerships	0	0.0	13	0.5	42	1.4	15	0.7	12	0.6
Other	-1	-0.0	2	0.1	1	0.0	3	0.2	2	0.1





# Support to health research via Sida

<i>MSEK</i>	<b>2019</b>	<b>2020</b>	<b>2021</b>	<b>2022</b>	<b>2023</b>
Share of research	5.3%	4.6%	5.0%	4.7%	2.1%
Sida's total development assistance for health	2 388	2 706	3 012	2 067	2 237
Medical research	127	125	152	97	48



# Sexual and reproductive health and rights (SRHR)

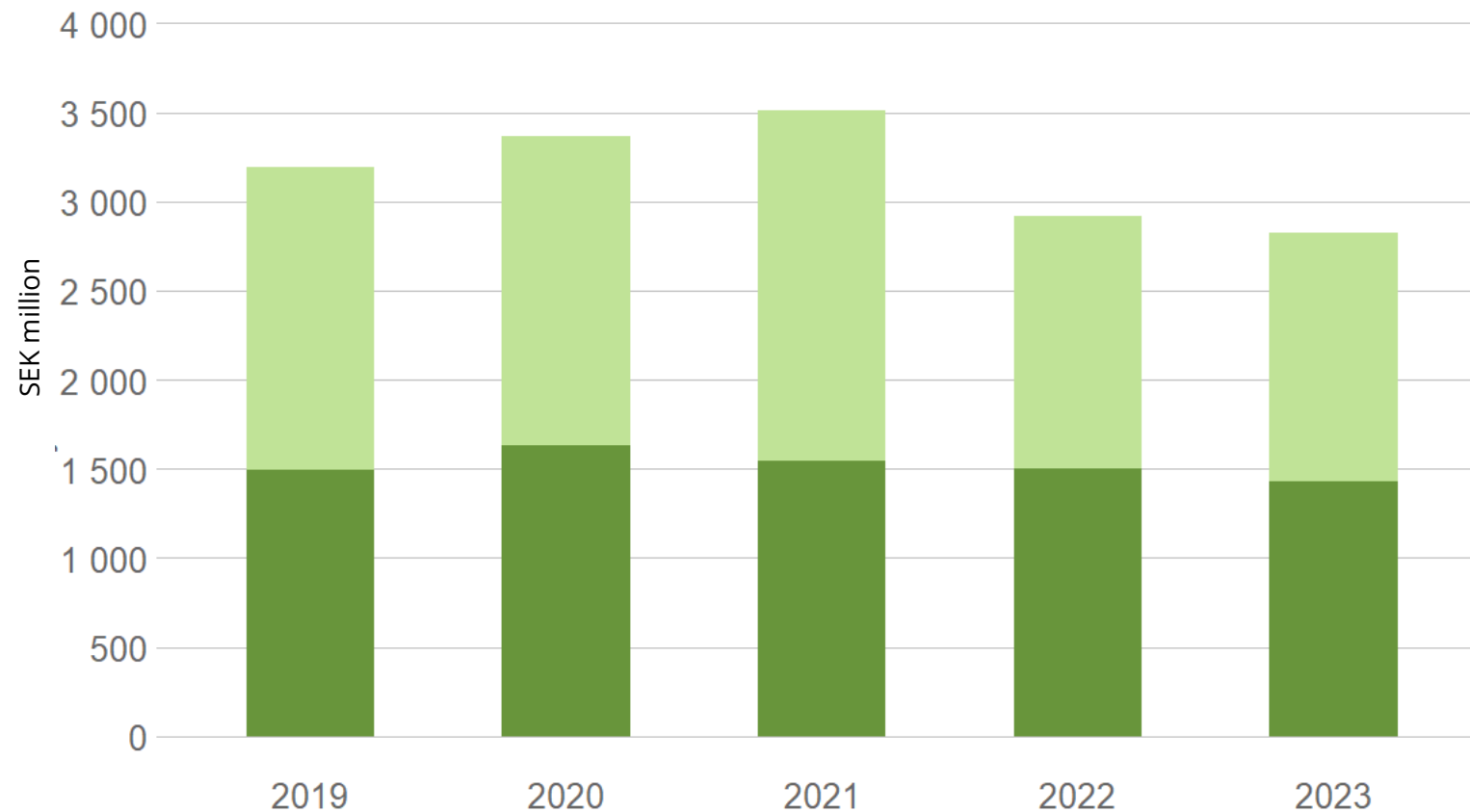


# Development assistance for SRHR

- In 2023, Sweden's development assistance for SRHR amounted to approximately SEK 2.8 billion.
- This corresponds to 5.1% of total development assistance, a decrease from 5.6% in 2022. This reduction came out of both the Ministry for Foreign Affairs' and Sida's budget.
- The Ministry for Foreign Affairs and Sida are responsible for approximately equal shares.



# Sweden's development assistance for SRHR 2019–2023



# Sweden's development assistance for SRHR 2019–2023

<i>MSEK</i>	<b>2019</b>	<b>2020</b>	<b>2021</b>	<b>2022</b>	<b>2023</b>
<b>Total development assistance for SRHR</b>	<b>3 197</b>	<b>3 366</b>	<b>3 510</b>	<b>2 916</b>	<b>2 826</b>
Share of total development assistance	6.9%	6.0%	7.3%	5.6%	5.1%
<b>Ministry for Foreign Affairs' development assistance for SRHR</b>	<b>1 498</b>	<b>1 632</b>	<b>1 548</b>	<b>1 504</b>	<b>1 432</b>
Share of the Ministry for Foreign Affairs' development assistance for health	53.1%	46.7%	43.6%	38.9%	41.2%
Share of the Ministry for Foreign Affairs' total allocations	7.2%	5.5%	7.2%	5.3%	4.7%
<b>Sida's development assistance for SRHR</b>	<b>1,699</b>	<b>1,734</b>	<b>1,962</b>	<b>1,412</b>	<b>1,394</b>
Share of Sida's development assistance for health*	55.7%	50.4%	51.5%	52.5%	46.4%
Share of Sida's total allocations	6.6%	6.6%	7.3%	5.9%	5.6%



# Methodology



# Methodology for the Ministry for Foreign Affairs' statistics

Statistics from the Ministry for Foreign Affairs' and Sida's statistical databases are used to calculate Sweden's development assistance for health. For support from the Ministry for Foreign Affairs, standard values are used to calculate the proportions of health and SRHR assistance.

For the organisations mentioned in this report, standard values have been used to calculate the share of Swedish core support allocated to health initiatives in each organisation. Standard values are based on data received from each organisation on how large a share of non-earmarked activities goes to the health sector.

Regarding the **Global Fund, UNFPA, Gavi, UNAIDS, IFFIm** and **IVI**, it is estimated that 100% of activities are health-oriented initiatives. This means that all of Sweden's core support to these organisations is calculated as health assistance.

For **UNDP**, the share considered as being targeted at strengthening systems for HIV-related services in 2017 was used to calculate how large a share of Swedish core support went to health. This standard value was kept for 2023.

Of Sweden's support to **UN Women**, an estimated 9% was used for health-related efforts.

The share of **UNICEF**'s regular resources in 2023 that went to the 'Survive and Thrive' results area served as a standard value to calculate the share of Swedish core support designated for health-related measures. Sweden's investments in water and sanitation are reported separately from health initiatives. UNICEF's WASH support is thus not included in this report. The standard value is extracted from the Core Resources for Results (2023) report.

For the **World Bank**, the total share designated to the health sector in both the International Bank for Reconstruction and Development and the International Development Association during the 2022–2023 fiscal year was used as a standard value. Water and sanitation was not included, since this area consists of larger infrastructure projects within the World Bank. Other development banks, such as the African and Asian Development Banks, were not included in this report. The standard value is extracted from the European Development Fund (EDF) and European Commission from the 2022 and 2023 annual reports.

Sweden's development assistance for health **via the EU is provided through the EDF** and the **European Commission**. The average commitment to health in 2022 and 2023 was used as the standard value for 2023.

For the **International Vaccine Institute (IVI)**, the proportion of SRHR was calculated based on the organisation's support to the share of HPV-related projects in relation to the entire annual budget for the 2021 and 2022, for which the average from 2021 and 2022 served as the standard value.



# Ministry for Foreign Affairs' standard values

Org.		Weighting of health					Weighting of SRHR				
		2019	2020	2021	2022	2023	2019	2020	2021	2022	2023
EC	European Commission	5.4%	5.4%	5.9%	5.9%	4.5%	1.0%	1.0%	1.0%	1.0%	1.0%
EDF	European Development Fund (EDF)	5.4%	5.4%	13.4%	13.4%	4.4%	1.0%	1.0%	1.0%	1.0%	1.0%
Global Fund	Global Fund to Fight AIDS, Tuberculosis and Malaria	100.0%	100.0%	100.0%	100.0%	100.0%	54.0%	54.0%	54.0%	54.0%	54.0%
IFFIm	International Finance Facility for Immunisation (IFFIm)	100.0%	100.0%	100.0%	100.0%	100.0%	0.0%	0.0%	0.0%	0.0%	0.0%
IVI	International Vaccine Institute (IVI)	0.0%	0.0%	0.0%	0.0%	100.0%	0.0%	0.0%	0.0%	0.0%	1.3%
UNAIDS	Joint United Nations Programme on HIV/AIDS (UNAIDS)	100.0%	100.0%	100.0%	100.0%	100.0%	100.0%	100.0%	100.0%	100.0%	100.0%
UNICEF	United Nations Children's Fund (UNICEF)	42.0%	28.0%	35.0%	35.0%	39.0%	12.0%	12.0%	12.0%	12.0%	12.0%
UNDP	United Nations Development Programme (UNDP)	1.0%	1.0%	1.0%	1.0%	1.0%	0.0%	0.0%	0.0%	0.0%	0.0%
UNWOMEN	United Nations Entity for Gender Equality and the Empowerment of Women (UN Women)	9.0%	9.0%	9.0%	9.0%	9.0%	9.0%	9.0%	9.0%	9.0%	9.0%
UNFPA	United Nations Population Fund (UNFPA)	100.0%	100.0%	100.0%	100.0%	100.0%	100.0%	100.0%	100.0%	100.0%	100.0%
GAVI	Gavi, the Vaccine Alliance	100.0%	100.0%	100.0%	100.0%	100.0%	0.0%	0.0%	0.0%	0.0%	0.0%
WB	World Bank	8.0%	14.2%	9.7%	14.9%	7.4%	1.3%	1.3%	1.3%	1.3%	1.3%
WHO	World Health Organization, WHO	100.0%	100.0%	100.0%	100.0%	100.0%	7.0%	7.0%	7.0%	7.0%	7.0%





# Methodology for Sida's statistics

Since 2021, Sida has been using a new statistical definition of SRHR for bilateral support, taken mainly from the annual 'Donors delivering for SRHR' report, written by Deutsche Stiftung Weltbevölkerung (DSW). The selection of sector codes reflects the various areas covered by the Guttmacher-Lancet Commission's definition of SRHR. Sida has supplemented a number of sector codes to cover all aspects of the Guttmacher-Lancet definition. The coefficients were produced by an external consultant. The weights correspond to the average of the estimated proportion of SRHR initiatives that are coded with the respective sector codes. In the calculation of Sida's SRHR support, these sector codes are thus weighted in terms of their relevance to SRHR. A number of weights have been adjusted from the 2023 annual report as a result of DSW adjusting their weights based on new meta-analyses. Standard values have been recalculated for previous years. The figures from this year's report thus do not exactly match the previous reports.



# Sida's standard values for SRHR I

<b>Sector</b>	<b>Weighting of SRHR</b>
11231 – Basic life skills for youth	9.4%
12110 – Health policy and administrative management	15.4%
12181 – Medical education/training	16.1%
12182 – Medical research	20.7%
12191 – Medical services	17.5%
12220 – Basic health care	10.0%
12230 – Basic health infrastructure	13.6%
12240 – Basic nutrition	38.4%
12250 – Communicable disease control	2.0%
12261 – Health education	17.2%
12281 – Health personnel development	17.0%

# Sida's standard values for SRHR II

<b>Sector</b>	<b>Weighting of SRHR</b>
13010 – Population policy and administrative management	35.4%
13020 – Reproductive health care	83.7%
13030 – Family planning	99.3%
13040 – STD control including HIV/AIDS	100.0%
13081 – Personnel development for population and reproductive health	84.6%
15160 – Human rights	6.3%
15170 – Women's rights organisations and movements, and government institutions	7.6%
15180 – Ending violence against women and girls	41.5%
16050 – Multisector aid for basic social services	1.5%
16064 – Social mitigation of HIV/AIDS	50.0%
72011 – Basic health care services in emergencies	16.3%



# References

[Accelerate Progress: Sexual and Reproductive Health and Rights for All – Executive Summary | Guttmacher Institute](#)

Donors Delivering for SRHR – Deutsche Stiftung Weltbevölkerung (DSW)

European Development Fund Annual Report 2022: [2022 annual report on the implementation of the european-MNAQ22001ENN.pdf](#)

European Development Fund Annual Report 2023: [2023 annual report on the implementation of the european-MNAQ23001ENN.pdf](#)

Core resources for results (2022 Report), UNICEF: [Core Resources for Results.pdf \(unicef.org\)](#).

European Commission Annual Report 2022: [2022 annual report on the implementation of the european-MNAQ22001ENN.pdf](#)

European Commission Annual Report 2023: [2023 annual report on the implementation of the european-MNAQ23001ENN.pdf](#)

World Bank (International Bank for Reconstruction and Development and International Development Association): [Annual Report 2023 \(worldbank.org\)](#)

International Vaccine Institute (IVI) Annual Report 2022:

[https://www.ivi.int/wp-content/uploads/2023/04/2022-IVI-Annual-Report\\_spread.pdf](https://www.ivi.int/wp-content/uploads/2023/04/2022-IVI-Annual-Report_spread.pdf)

